



# **INDIA INTERNATIONAL PUBLIC SCHOOL**

**Session : 2023-24**

**Class : IV**

---

**Holidays Homework**

# ENGLISH

## ACTIVITY 1

Compare and Contrast 'A School and a Home'. Jot down the similarities and differences.



## ACTIVITY 2

### LET'S PLAY CROSSWORD WITH COMPOUND WORDS



#### Compound Words

A compound word is a word that is made up of two or more other words. For example, the word butterfly is made up of two words: butter + fly.

Use the clues to help you work out the compound word.

1. Clue across:

rhy



R			L
D			

2. Clue down:

rhy






## Compound Words

Use the clues to help you work out the compound word.

1. Clue across:  
rhymes with **gate**.



2. Clue down:  
rhymes with  
**sword**.



Card 3



## Compound Words

Use the clues to help you work out the compound word.

1. Clue across:  
rhymes with  
**three**.



S		A
H		

2. Clue down:  
rhymes with **snore**.

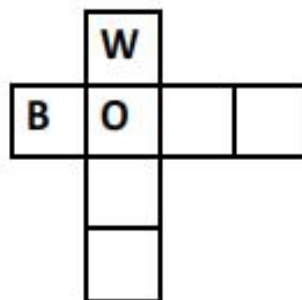


## Compound Words

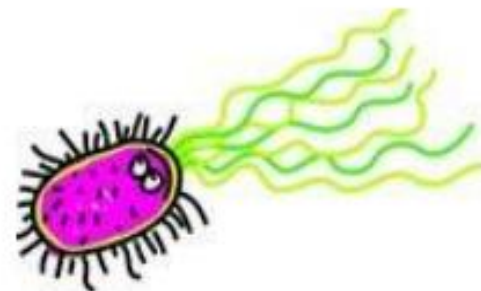


Use the clues to help you work out the compound word.

1. Clue across:  
rhymes with **hook**.



2. Clue down:  
rhymes with **germ**.




Card 5



## Compound Words

Use the clues to help you work out the compound word.

1. Clue down:  
rhymes with  
**crack.**



2. Clue down:  
rhymes with  
**cord.**



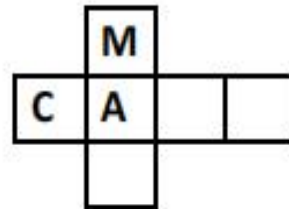
Card 6



## Compound Words

Use the clues to help you work out the compound word.

1. Clue across:  
rhymes with  
**shave**.



2. Clue down:  
rhymes with  
**can**.





## ACTIVITY 3

Fun with words

Pronunciation practice with tongue twisters Tongue twisters are a great way to help the children learn a language better. They also enhances pronunciation skills. Try these tongue twisters and write them down to improve your pronunciation

**TONGUE TWISTERS**

*Betty Botter bought some butter, but she said this butter is bitter.....*

Covoji Learning

[learning.covoji.com](http://learning.covoji.com)

## Holiday Homework (Class – IV)

**HURRAY! IT'S TIME FOR FUN AND PLAY!**

**IT'S TIME FOR HOLIDAYS!!**

Longer days and shorter nights  
Dark shades & brighter lights  
Favourite music & best friends  
Keep away pencils keep away  
pens.

Make these days the time of  
your life And make the nights  
just as right This time only  
comes once a year

So live it up without inhibition and fear.  
This summer break try and make a  
difference



- 
- ✓ Appreciate Nature - Go for long walks in a park or garden with your family and friends.
  - ✓ Good manners are the key - Respect your parents, grandparents and all elders. Use three magical words (Sorry, Please and Thank you).
  - ✓ Stay Fit, Stay Healthy - Play your favourite game / sport regularly.
  - ✓ Learn about our Heritage – Find some time to visit museums and monuments. Read about them.
  - ✓ Save Nature – Contribute to save our precious environment. Minimize the wastage of resources like water, fuel and electricity.

**Must do:-** • Eat healthy food and drink lots of water & juices.

- ✓ Read every day. Watch less of T.V.
- ✓ Revise the previous (done) work.

## ENGLISH



### COMMON AND PROPER NOUNS

Nouns are words that name people, places, animals, things, ideas and emotions. There are different types of nouns.

A common noun is the generic name for a person, place or thing in a class or group. For example – People : mother, father, child.

Animals: lion, tiger, deer.

Things: table, chair, book.

Proper nouns are the special names of people, animals, places, objects and events. They always begin with a capital letter.

Sunday, Reema, Diwali, May

There are fifteen nouns in the grid. Circle them and write them in the blanks given below

Z	G	C	F	B	E	A	R	Y	Z	U
Y	I	L	B	A	W	S	C	N	E	T
R	B	O	O	K	A	B	F	U	B	P
L	R	W	A	I	T	E	R	T	R	S
B	W	N	T	A	C	A	O	S	A	U
M	A	Y	L	T	H	C	G	E	K	N
X	U	F	N	Z	N	H	Q	V	J	D
F	G	A	R	D	E	N	N	T	P	A
M	X	N	S	C	H	O	O	L	M	Y

1 .....

2 .....

3 .....

4 .....

5 .....

6 .....

7 .....

8 .....

9 .....

10 .....

11 .....

12 .....

13 .....

14 .....

15 .....

**Underline the proper nouns in the given sentences and rewrite them correctly.**

1. Akhil and I travelled to Jaipur by train.

---

2. My cousin Ravi will arrive from New York in July.

---

3. Black beauty is a novel written by Anna Sewell.

---

4. My favourite cartoon character is Mickey mouse.

---

5. Sania and Neha are going to watch a movie.

---

6. Smita has a pet dog named Pixie.

---

7. I visited the red fort when I was in Delhi.

---

8. The Nile is a river that flows through Egypt and ten other countries.

---

Write proper nouns for the following common nouns.

**Countries**

- a. ....
- b. ....
- c. ....
- d. ....
- e.

**River**

- a. ....
- b. ....
- c. ....
- d. ....
- e.

Cartoon characters
a. ....
b. ....
c. ....
d. ....
e. ....

Books
a. ....
b. ....
c. ....
d. ....
e. ....

**Fill in the blanks with proper nouns.**

1. Wednesday comes between..... and..... .
2. River ..... flows through Delhi.
3. \_\_\_\_\_ is the seventh month of the year.
4. The Eiffel Tower is in..... .
5. .... is the president of India.
6. Jesus Christ’s birthday is celebrated as..... .
7. \_\_\_\_\_ is the capital of Maharashtra.
8. \_\_\_\_\_ kidnapped Sita from the forest.
9. We celebrate Republic Day in the month of..... .
10. \_\_\_\_\_ is also known as the festival of colours.
11. The novel “The Witches” was written by..... .
12. The Charminar is located in the city of..... .

**ASSIGNMENT -2**

**NOUNS - NUMBER & GENDER**


Singular and plural nouns refer to the number of a person animal or thing.



- The man repaired the truck. (singular)
- The men repaired the trucks. (plural)


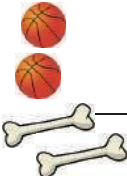
You have learnt the Various ways in which singular nouns are changed to plural nouns and vice versa.

**Replace the pictures in the passages with words**

One day, Some  \_\_\_\_\_ were playing with a litter

of  \_\_\_\_\_. The animals were adorable. They

got  \_\_\_\_\_ to eat and  \_\_\_\_\_

to drink. The  \_\_\_\_\_ to got  \_\_\_\_\_ for the

 \_\_\_\_\_ to play with.



<p><b>for most singular nouns</b></p>	<p><b>add -s</b></p>	<p><b>table - tables song - songs</b></p>
<p><b>for most singular nouns ending in -x, -ch, -s, -ss, -sh, -o and -z</b></p>	<p><b>add -es (z is sometimes doubled)</b></p>	<p><b>fox-foxes match - matches gas-gases mass-masses dish-dishes crutch - crutches potato - potatoes blitz-blitzes (quiz-quizes)</b></p>

for most singular nouns ending in -f or fe-	change the -f or fe to -ves	hoof - hooves knife – knives
for most singular nouns ending in -y	change the -y to -ies	cherry- cherries, lady- ladies
some plurals are irregular		tooth-teeth ox-oxen mouse- mice
some nouns stay the same in both forms		sheep ; deer ; series

**Underline the correct forms of the nouns in the sentences.**

The princessies/princesses were playing in the garden, hanging from the branchs/branches of the old oak tree. They were curious about the kind witches/witchies. It was said that they helped all people/peoples in need. They decided to hide among the shrubes/shrubs and wait for them.



**NOTE: 1. Grammar section must be done in english note book and activity on A4 size paper.  
2. Children must revise the whole syllabus covered till date.**

**MATH**

---

## MATHEMATICS IN REAL LIFE

### I. ADDITION AND SUBTRACTION

Pick the values that we must add or subtract from our life.

Anger	politeness	abusive language	sharing	
Fight	love	care	dishonesty	kindness
shouting	shyness	respect	forgiveness	good company
patience	laziness	teasing	happiness	



# MATHEMATICS IN REAL LIFE

## ADDITION AND SUBTRACTION

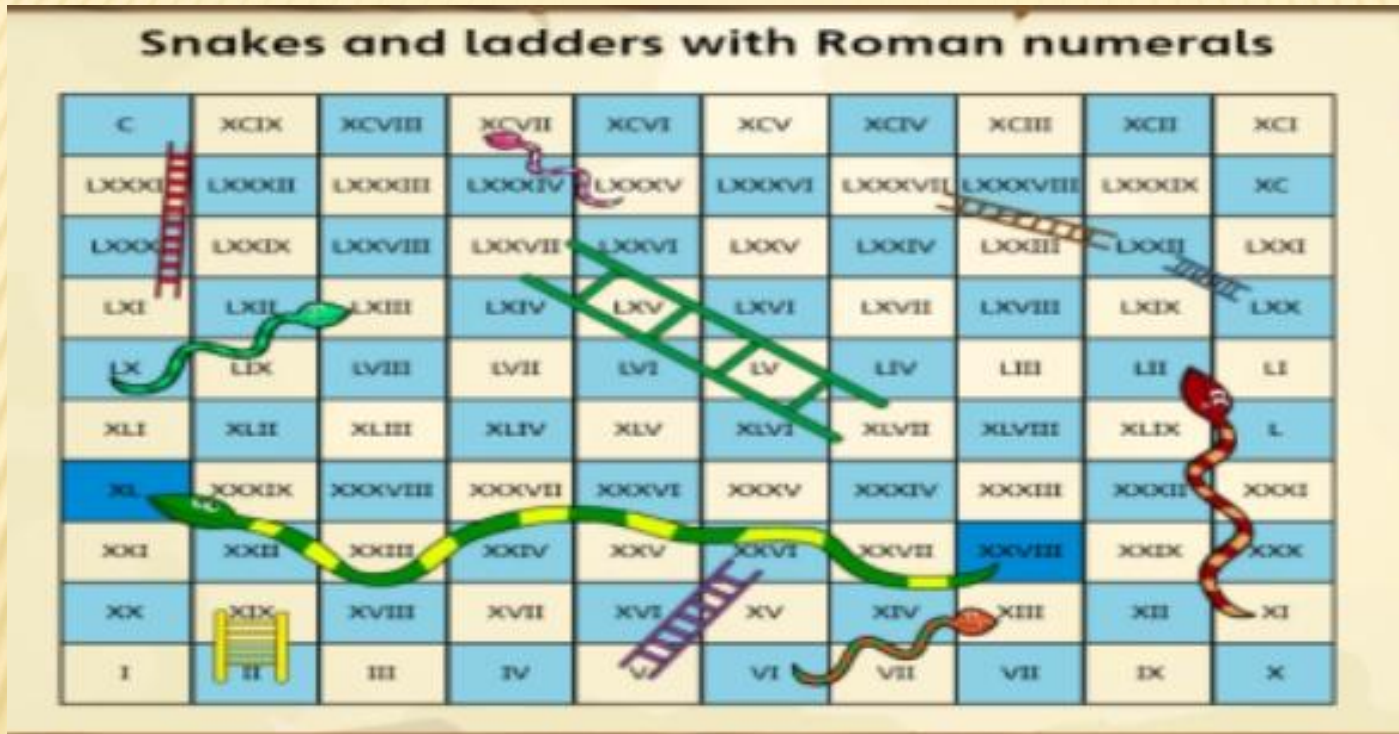
Pick the values that we must add or subtract from our life.

Anger politeness abusive language sharing Fight love care dishonesty  
kindness shouting shyness respect forgiveness good company patience  
laziness teasing happiness



# PROJECT

II a) On an A-4 size sheet make your own game of snake & ladders using Roman Numerals 1 to 100. Also make a dice numbered 1 to 6.




Steps to make Dice:


1. Take a piece of paper. The bigger your paper, the larger the final cube will be




2. In the center of paper , draw a long rectangle and divide it up into four 2 inch squares




3. Draw another square to the right of the second square from the top.



4. Draw another square to the left of the second square from the top.




5. With scissors, cut along the outside edges of the shape. If you printed the pattern and are gluing the box together, be careful not to cut off the tabs!



6. Fold the paper. Follow along the inside lines, and fold the paper inward




7. Align the folds. The square on the very bottom should be folded so it is parallel or directly across from the square that was in the middle





8. Finish up your box. Tape all of the sides together, and you're done!



9. Finished



10. Draw dots numbered 1 to 6 on each face



Below link for further details to make dice with paper

---

- **Recapitulation :**

1. Numbers and Numeration
2. Roman Numerals
3. Multiplication Tables ( 2 to 20 )

\* Do your holidays homework on A4 size sheets.

---

**EVS**

# TREASURE HUNT IN KITCHEN

Explore your kitchen.

Collect variety of seeds and make an attractive card for your favourite family member. Colour the seeds if you want to and be as creative as you can.



**GIVE SHAPE TO YOUR IDEAS**



So make sure that your plate has food from all categories and colours. Yellow for pulses, green for vegetables.

# Classifying Foods

**Directions:** Write the foods into the most logical groups below.



steak	peach	bread
potato	ham	radish
bran muffin	oatmeal	eggs
peanut butter	corn bread	banana
beans	grape	pasta
brown rice	crackers	fish
lemon	chicken	lettuce

---

**NOTE: Children must revise the whole syllabus covered till date.**

---

**HINDI**

**ग्रीष्मकालीन अवकाश कार्य**



प्र०१- बहुत-से पक्षी गर्मियों में प्यास के कारण मर जाते हैं।अतः अपनी छत पर किसी बर्तन में, पक्षियों को पिलाने के लिए पानी रखें। एक साथ पानी पीते हुए पक्षियों को देखकर आपने क्या अनुभव किया। दिए गए संकेतों के आधार परअपने विचार ५-६ पंक्तियों के रूप में लिखिए और साथ में पानी पीते हुए पक्षियों की फ़ोटो खींच कर उनके चित्रों का एक कोलाज बनाएँ-



- ❖ प्यास से व्याकुल पक्षी
- ❖ पानी पिलाना पुण्य कर्म एवं मनुष्य का परम कर्तव्य
- ❖ भयानक गर्मी
- ❖ जल भरकर घर की छत पर रखना

प्र०२-सुबह के समय जब सूरज अपनी किरणें बिखेरता है,तो धरती सोने- सी चमक उठती है। सुबह का समय सबकी सेहत के लिए लाभदायक है। प्यारे बच्चो, दिए गए संकेतों के आधार पर सुबह की सैर करते समय आपने क्या देखा ? छः - सात पंक्तियाँ लिखिए।



- चिड़ियों की चहचहाहट
- झरनों के बहने की आवाज़
- स्वच्छ वातावरण
- शुद्ध हवा का बहना
- फूलों का खिलना
- सूरज की किरणें

- इस कार्य को स्क़ैपबुक पर कलात्मक रूप से कीजिए।
- विषयों से संबंधित जानकारी अपने परिवारजनों के साथ विचार- विमर्श करके उन्हें अपने शब्दों में लिखिए।

( कार्यपत्रक-१ )

भाषा

निर्देश: स्पष्ट रूप से अपनी कार्य-पुस्तिका में लिखे-

प्रश्न-१-निम्नलिखित रिक्त स्थानों की पूर्ति कीजिए-

- (क) ..... के द्वारा मानव अपने विचारों को प्रकट करता है ।  
(ख) भाषा के शुद्ध रूप का ज्ञान काराने वाला शास्त्र .....कहलाता है ।  
(ग) फ्रांस के लोग.....भाषा बोलते हैं ।  
(घ) हिंदी भाषा की लिपि.....देवनागरी है ।  
(ङ) हमारी राजभाषा .....हैं ।

प्रश्न-२-निम्नलिखित स्थितियों में भाषा के किस रूप का प्रयोग होता है -

- (क) दादी द्वारा अपनी पोती को कहानी सुनाना .....
- (ख) छात्रों द्वारा प्रश्न-पत्र हल करना .....
- (ग) पिता जी द्वारा कंप्यूटर पर काम करना .....
- (घ) माँ द्वारा बच्चे को समझाना .....
- (ङ) पूजा के द्वारा कहानी पढ़ना .....


( कार्यपत्रक-२ )

पर्यायवाची-शब्द

प्रश्न-१-नीचे लिखे शब्दों के दो-दो पर्यायवाची शब्द लिखिए-

- किनारा .....
- आदमी .....
- गुरु .....
- चाँद .....
- घर .....
- औरत .....
- आग .....

प्रश्न-२-चित्र देखकर उनके तीन-तीन पर्यायवाची शब्द लिखिए-



.....  
.....  
.....



.....  
.....  
.....

(कार्यपत्रक-3)

चित्र-वर्णन

नीचे दिए चित्र को देखकर अपने विचार लिखिए ।



---

---

---

---

---

---

---

---

---

---

## (कार्यपत्रक-४)

### अपठित-गद्यांश

**प्रश्न-१** निम्नलिखित गद्यांशको ध्यानपूर्वक पढ़कर पूछे गए प्रश्नों के उत्तर दीजिए –

अमित की राशन की दुकान थी। उसकी दुकान पर दालें, चावल और आटे से लेकर नमकीन, बिस्कुट आदि सब कुछ मिलता था। ऐसी कोई चीज़ न होगी जो उसकी दुकान पर न मिलती हो। एक बार दुकान पर रखी शहद की बोतल उलट गई। चारों ओर से कई मक्खियाँ उस बिखरे शहद पर टूट पड़ीं। सब कुछ भूलकर वे शहर चाटने लगीं। वे शहद चाटने में इतनी मगन हो गईं कि उन्हें पता ही नहीं चला कि कब उनके पैर शहद में चिपक गए। अब उनके लिए उड़ना मुश्किल हो गया। उन्हें अपने लालच पर पछतावा होने लगा।

**(क) अमित कि किस चीज़ की दुकान थी ?**

खिलौने की

सब्ज़ी की

बर्तन की

राशन की

**(ख) अमित की दुकान पर क्या मिलता था ?**

खिलौना

जूते

दालें

कपड़े

**(ग) अमित की दुकान में किस चीज़ की बोतल उलट गई थी?**

तेल

शहद

पानी

शरब

**(घ) किसको लालच का पछतावा होने लगा ?**

कुत्तों को

मक्खियों को

अमित को

जानवरों को

**(ङ) शहद में मधुमक्खियों का क्या चिपक गया?**

हाथ

पंख

पैर

सर

---

**THANK YOU**

**ENJOY YOUR HOLIDAYS**